

## Table of contents(目錄)

## Paper

1-1.Line&Load Regulation And Temperature Chafaile Character (輸入&負荷及溫度變動特性)-----	4
1-2.Ripple And Noise Character(紋波特性)-----	5~6
1-3.Over-Voltage Protection (過電壓保護特性)-----	7
1-4.Over-Current Protection (過電流保護特性)-----	8
1-5.Dynamic ripple Character(動態負載特性)-----	9
1-6.Efficiency Character(效率特性)-----	10
1-7.Input&Load Change Character(輸入&負荷變動特性)-----	11
1-8.Inrush Current (浪涌電流)-----	12
1-9.Turn On Delay(開機爬升延遲時間)-----	13
2-1.Hold Up Time Character (保持時間)-)-----	14
2-2.Low Vac Shut Off (輸入欠壓關斷特性)-----	15
2-3. Over Shoot(過沖特性)-----	16
2-4.Under Shoot(下沖特性)-----	17
2-5.Leak Current (漏電流特性)-----	18

Evaluation Method 評價方法

Circuit used for determination 特性電路圖

## Circuit 1 特性回路1

Line&Load Regulation And Temperature Chafaile Character (輸入&負荷及溫度變動特性)

Over-Voltage Protection (過電壓保護特性)

Over-Current Protection (過電流保護特性)

Dynamic ripple Character(動態負載特性)

Efficiency Character(效率特性)

Input&Load Change Character(輸入&負荷變動特性)

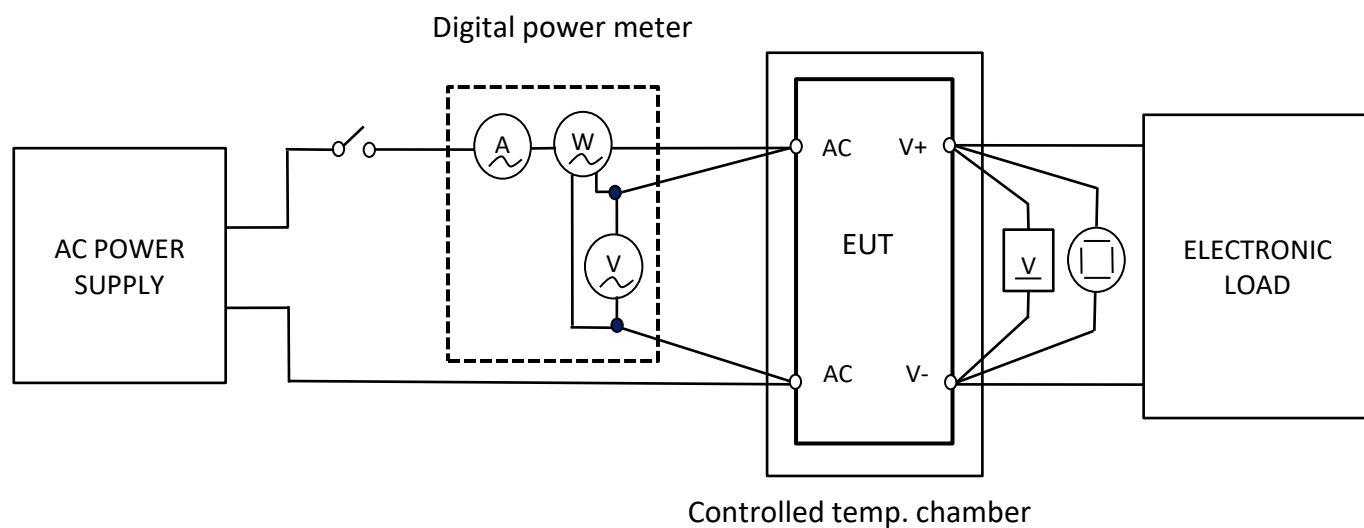
Turn On Delay(開機爬升延遲時間)

Hold Up Time Character (保持時間)

Low Vac Shut Off (輸入欠壓關斷特性)

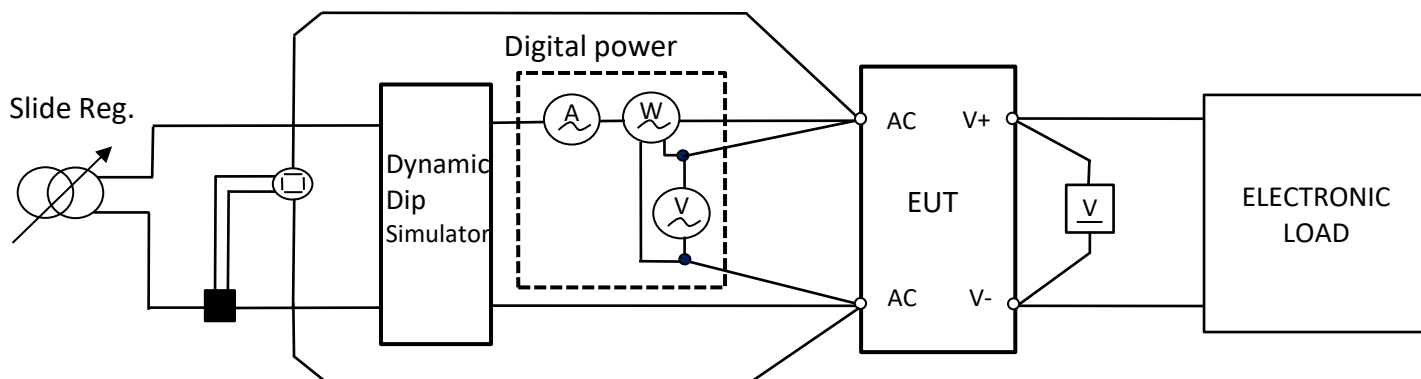
Over Shoot(過沖特性)

Under Shoot(下沖特性)



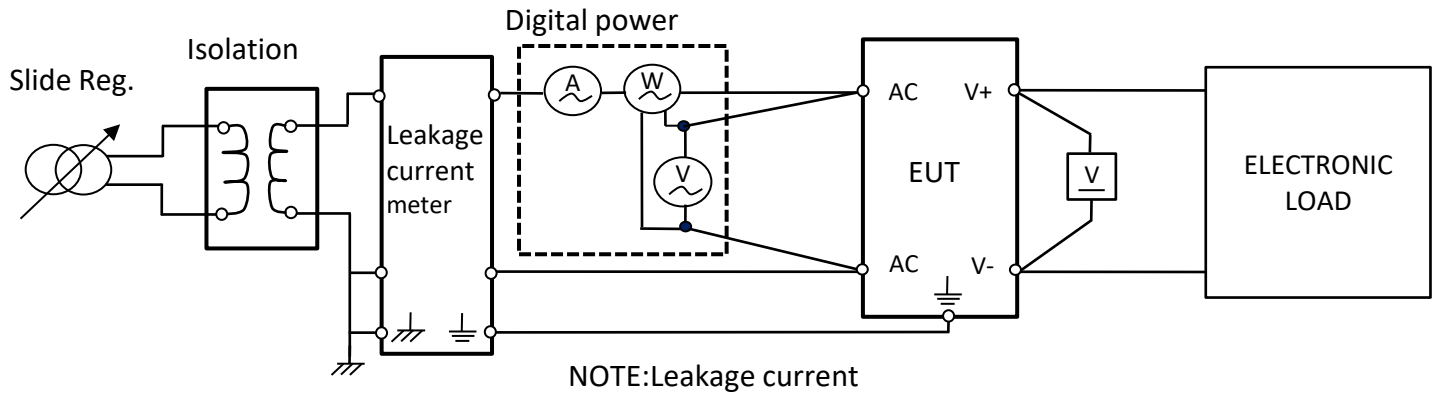
## Circuit 2 特性回路2

Inrush Current (浪涌電流)



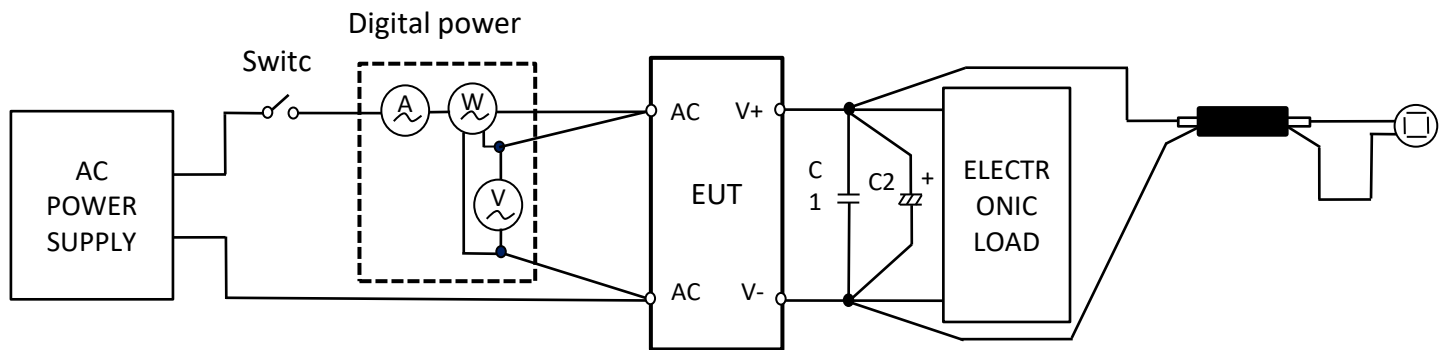
## Circuit 3 特性回路3

Leak Current (漏電流特性)



## Circuit 4 特性回路4

Ripple And Noise Character(紋波特性)



C1 : 0.1 $\mu$ F CERAMICS CAPACITOR

C2 : 10 $\mu$  100V ALUMINUM CAPACITOR

THE BANDWIDTH OF OSCILLOSCOPE IS SET WITH 20MHz

## 1.ELECTRICAL FUNCTION Character(電氣特性)

## 1-1.Line&amp;Load Regulation And Temperature Chafaile Character (輸入&amp;負荷及溫度變動特性)

※ Character Condition(特性條件) :

1	I/P Voltage(Vac)(輸入電壓)	85Vac/100Vac/240Vac/265Vac
2	I/P Frequency(Hz)(輸入頻率)	47Hz ~63Hz
3	Output Load(輸出負載)	0%,25%,50%,75%,100% Of Full Load
4	Regulation(調整率)	Load Regulation: $\leq 10\%$ ; Line Regulation $\leq 2\%$
5	Ambient Temp.(°C)(環境溫度)	25°C
6	Sample Size(取樣數)	1PCS

Output voltage	24.0V
----------------	-------

※ Character Data(特性數據) :

O/P \ I/P	85Vac/63Hz	100Vac/60Hz	240Vac/50Hz	265Vac/47Hz	Line Regulation $\leq 2\%$
0%	24.069V	24.069V	24.071V	24.07V	0.01%
25%	24.043V	24.044V	24.035V	24.034V	0.04%
50%	24.016V	24.016V	23.989V	23.982V	0.14%
75%	23.987V	23.988V	23.94V	23.923V	0.27%
100%	23.96V	23.962V	23.886V	23.851V	0.46%
Load Regulation: $\leq 10\%$	0.45%	0.45%	0.77%	0.91%	

## 1-2.1 Ripple And Noise Character (紋波與雜訊)

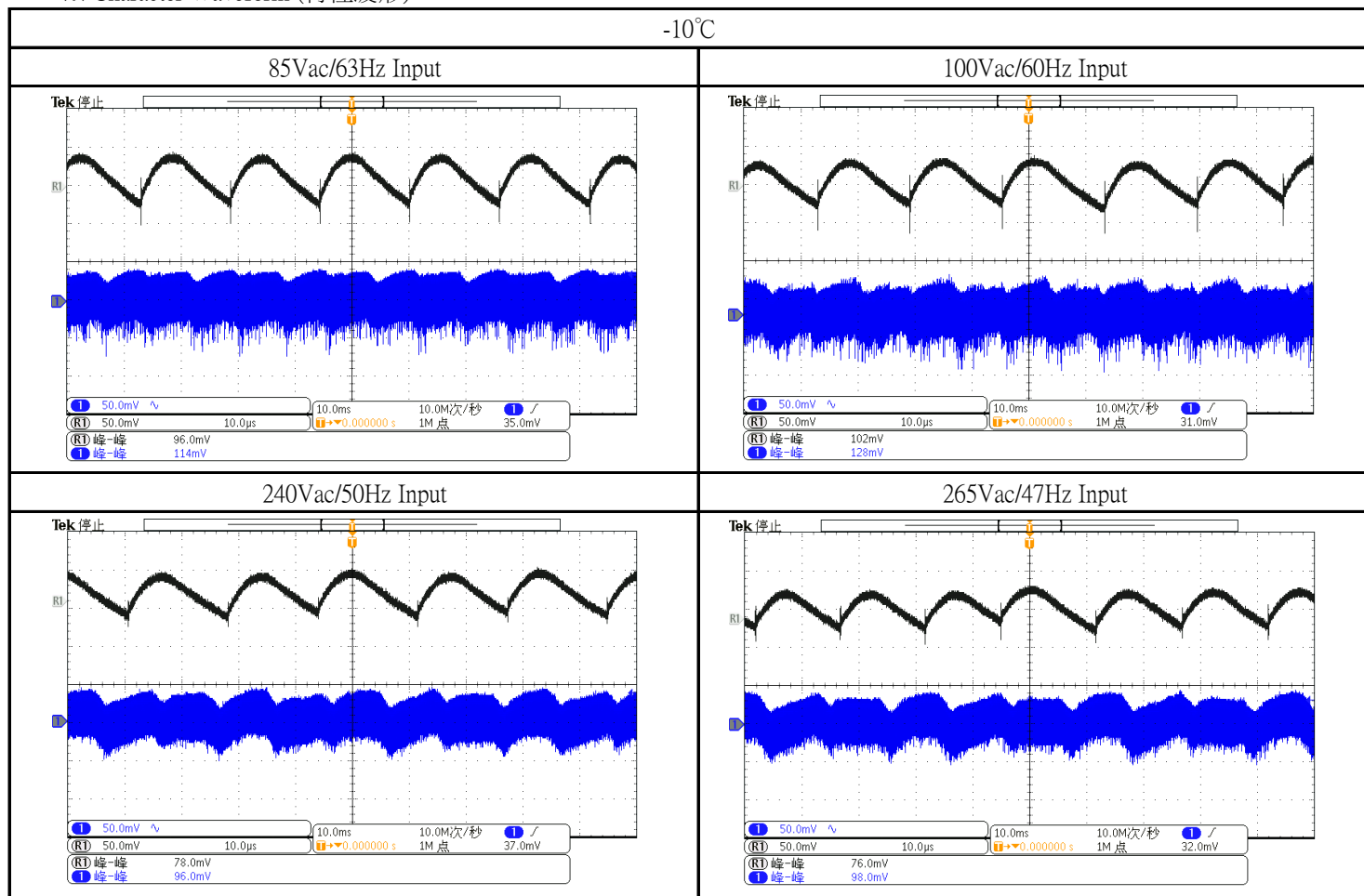
※ Character Condition(特性條件):

1	I/P Voltage(Vac)(輸入電壓)	85Vac/100Vac/240Vac/265Vac
2	I/P Frequency(Hz)(輸入頻率)	47Hz ~63Hz
3	Output Load(輸出負載)	Full Load
4	Ambient Temp.(°C)(環境溫度)	-10°C
5	Sample Size(取樣數)	1PCS

※ Character Data(特性數據):

I/P	85Vac/63Hz		100Vac/60Hz		240Vac/50Hz		265Vac/47Hz	
ITEM	Ripple	Noise	Ripple	Noise	Ripple	Noise	Ripple	Noise
-10°C	96.0mV	114.0mV	102.0mV	128.0mV	78.0mV	96.0mV	76.0mV	98.0mV

※ Character Waveform (特性波形):



## 1-2.3 Ripple And Noise Character (紋波與雜訊)

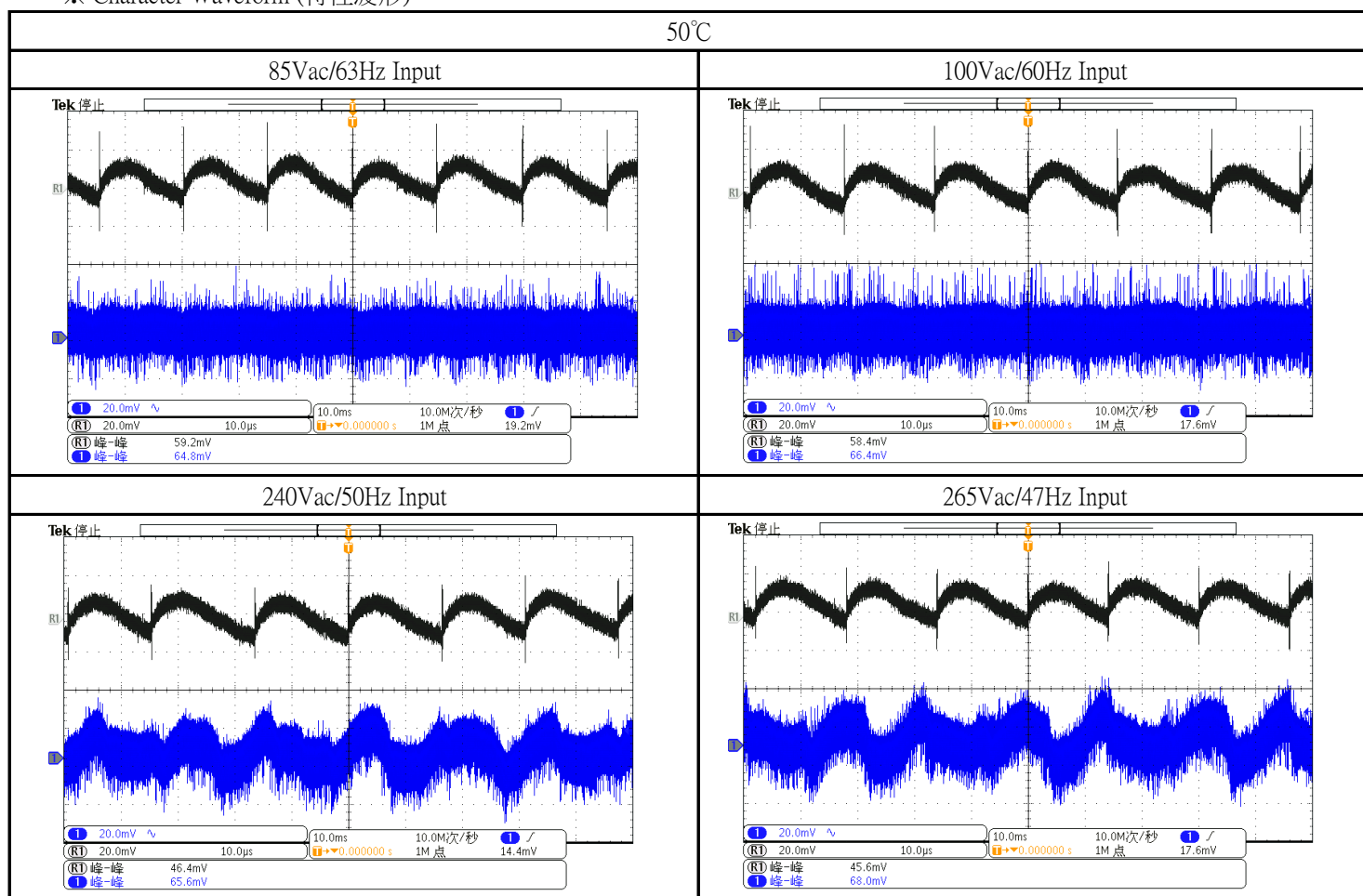
※ Character Condition(特性條件):

1	I/P Voltage(Vac)(輸入電壓)	85Vac/100Vac/240Vac/265Vac
2	I/P Frequency(Hz)(輸入頻率)	47Hz ~63Hz
3	Output Load(輸出負載)	Full Load
4	Ambient Temp.(°C)(環境溫度)	50°C
5	Sample Size(取樣數)	1PCS

※ Character Data(特性數據):

I/P	85Vac/63Hz		100Vac/60Hz		240Vac/50Hz		265Vac/47Hz	
ITEM	Ripple	Noise	Ripple	Noise	Ripple	Noise	Ripple	Noise
50°C	59.2mV	64.8mV	58.4mV	66.4mV	46.4mV	65.6mV	45.6mV	68.0mV

※ Character Waveform (特性波形):



## 1-3.Over-Voltage Protection(過電壓保護特性)

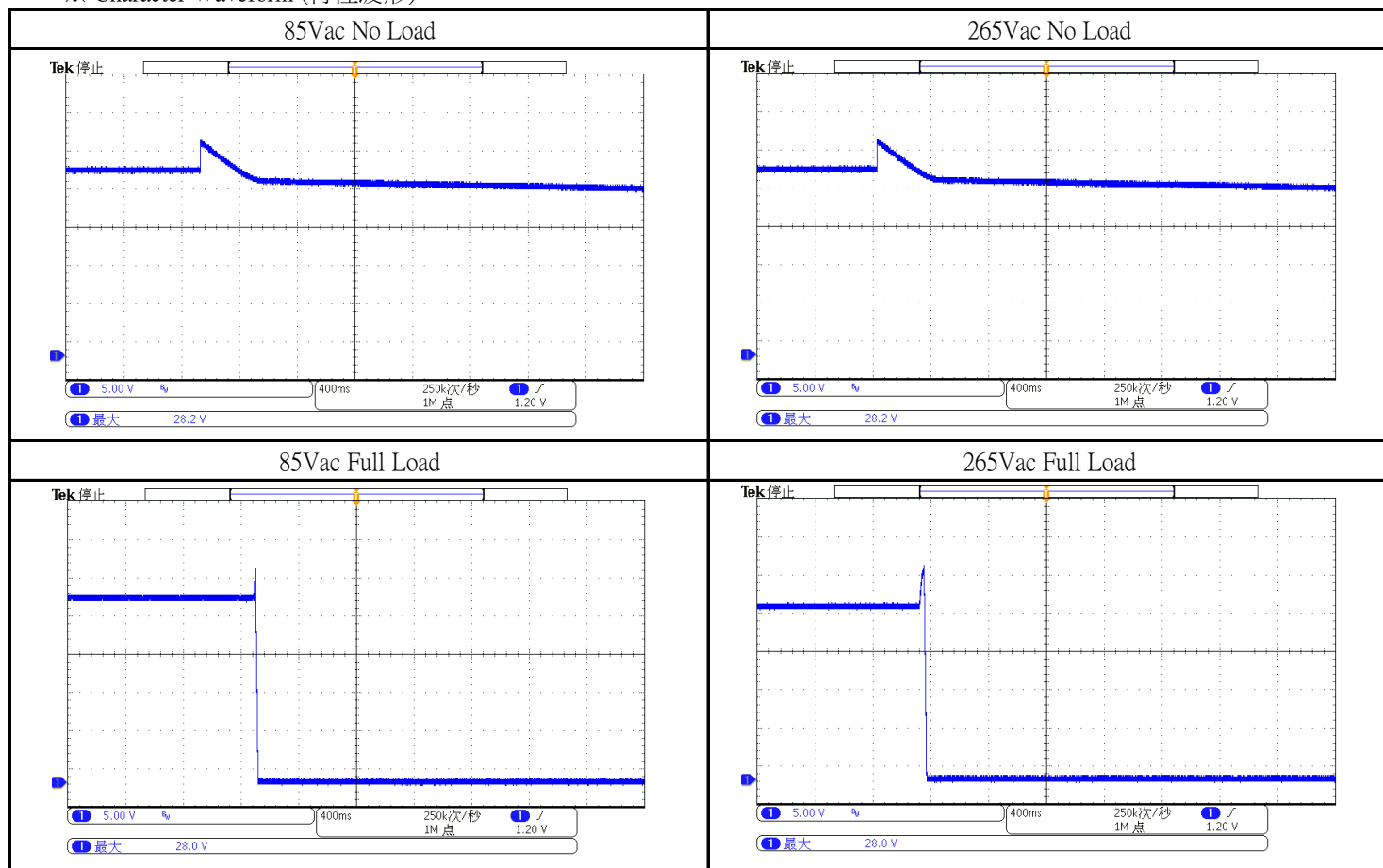
※ Character Condition(特性條件):

1	I/P Voltage(Vac)(輸入電壓)	85Vac/265Vac
2	I/P Frequency(Hz)(輸入頻率)	47Hz /63Hz
3	Output Load(輸出負載)	No/Full Load
4	Ambient Temp.(°C)(環境溫度)	25°C
5	Sample Size(取樣數)	1PCS

※ Character Data(特性數據):

O/P	No Load		Full Load	
I/P	85Vac/63Hz	265Vac/47Hz	85Vac/63Hz	265Vac/47Hz
Character Result	28.2V	28.2V	28.0V	28.0V

※ Character Waveform (特性波形):



## 1-4.Over-Current Protection(過電流保護特性)

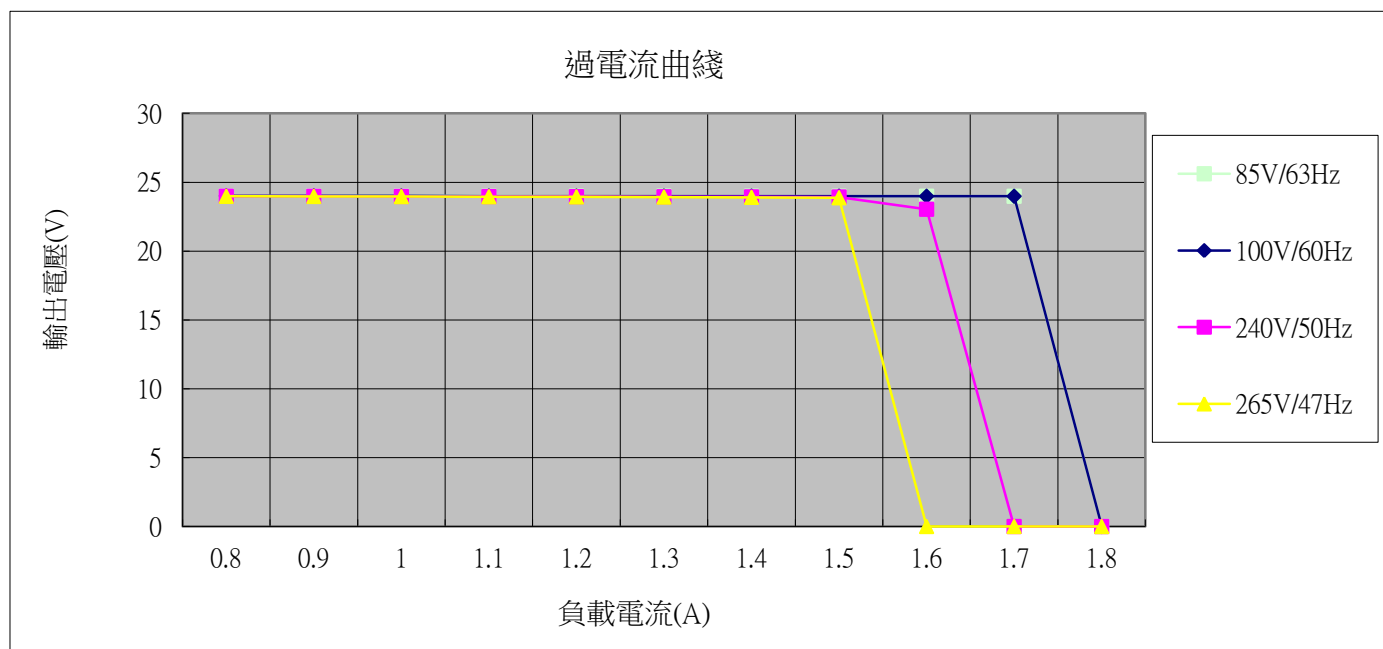
※ Character Condition(特性條件):

1	I/P Voltage(Vac)(輸入電壓)	85Vac/100Vac/240Vac/265Vac
2	I/P Frequency(Hz)(輸入頻率)	47Hz ~63Hz
3	Output Load(輸出負載)	Full Load
4	Ambient Temp.(°C)(環境溫度)	25°C
5	Sample Size(取樣數)	1PCS

※ Character Data(特性數據):

I/P	85V/63Hz	100V/60Hz	240V/50Hz	265V/47Hz
O.C.P點	1.8A	1.8A	1.7A	1.6A

I/P	85V/63Hz										
Voltage(V)	24.012	24.009	24.005	24.002	24	23.998	23.994	23.991	23.987	23.983	0
Current(A)	0.8	0.9	1	1.1	1.2	1.3	1.4	1.5	1.6	1.7	1.8
I/P	100V/60Hz										
Voltage(V)	24.012	24.009	24.006	24.001	23.998	23.996	23.994	23.99	23.987	23.984	0
Current(A)	0.8	0.9	1	1.1	1.2	1.3	1.4	1.5	1.6	1.7	1.8
I/P	240V/50Hz										
Voltage(V)	23.987	23.98	23.971	23.964	23.956	23.948	23.939	23.931	23.041	0	0
Current(A)	0.8	0.9	1	1.1	1.2	1.3	1.4	1.5	1.6	1.7	1.8
I/P	265V/47Hz										
Voltage(V)	23.979	23.969	23.958	23.947	23.936	23.922	23.905	23.874	0	0	0
Current(A)	0.8	0.9	1	1.1	1.2	1.3	1.4	1.5	1.6	1.7	1.8



## 1-5. Dynamic ripple Character(動態負載特性)


※ Character Condition(特性條件):

1	I/P Voltage(Vac)(輸入電壓)	85Vac/265Vac
2	I/P Frequency(Hz)(輸入頻率)	47Hz /63Hz
3	Output Load(輸出負載)	20%-80% Full Load,TH=5ms,TL=5ms,Slew rate=0.1A/us
4	Ambient Temp.(°C)(環境溫度)	- 10°C/50°C
5	Sample Size(取樣數)	1PCS

※ Character Data(特性數據):

I/P	85Vac/63Hz		265Vac/47Hz	
O/P	Max	Min	Max	Min
-10°C	25.1V	23.9V	25.3V	23.9V
50°C	24.8V	23.8V	24.8V	23.6V

※ Character Waveform (特性波形):



1-6.Efficiency Character(效率特性)

※ Character Condition(特性條件) :

1	I/P Voltage(Vac)(輸入電壓)	115Vac/230Vac
2	I/P Frequency(Hz)(輸入頻率)	50Hz / 60Hz
3	Output Load(輸出負載)	0%,10%,25%,50%,75%,100% of Full Load
4	Ambient Temp.(°C)(環境溫度)	25°C
5	Sample Size(取樣數)	1PCS
6	Output Load(輸出負載)	1.3A

※ Character Data(特性數據) :

使用線材	N/A
------	-----

Efficiency								Stand by consumption	
Load		10% 25% 50% 75% 100%						0%	
I/P		115Vac/60Hz			230Vac/50Hz			Input 115V/60Hz	230V/50HZ
O/P Load		Pin (W)	Pout (W)	Efficiency (%)	Pin (W)	Pout (W)	Efficiency (%)	0.046W	0.089W
10%	0.13A	3.56	3.12	87.64%	3.71	3.12	84.10%		
25%	0.33A	8.85	7.92	89.49%	8.93	7.92	88.69%		
50%	0.65A	17.85	15.89	89.02%	17.79	15.87	89.21%		
75%	0.98A	26.96	23.86	88.50%	26.67	23.81	89.28%		
100%	1.3A	36.32	31.80	87.56%	35.55	31.71	89.20%		
Average				88.64%			89.09%		

1-7.Input&Load Change Character(輸入&負荷變動特性)

※ Character Condition(特性條件)：

1	I/P Voltage(Vac)(輸入電壓)	85Vac~265Vac
2	I/P Frequency(Hz)(輸入頻率)	47Hz ~63Hz
3	Output Load(輸出負載)	No Load and Full Load
4	Ambient Temp.(°C)(環境溫度)	25°C
5	Sample Size(取樣數)	1PCS
6		

※ Character Equipment(特性設備)：

ITEM	Equipment Item(設備)	Model No. / Manufacturer(製造商和型號)
1	AC Source(變頻器)	ALL POWER/APG-1005N
2	Power Meter(功率表)	YOKOGAWA/WT310
3	DC Load(DC負載)	ITECH/IT8512+

※ Character Data(特性數據)：

Input change with no load			
No Load		Input Condition	
		85V/63Hz	265Vac/47Hz
	Input Current ( A )	0.005	0.011
	Input Power ( W )	0.037	0.104
Input change with full load			
Full Load		Input Condition	
		85V/63Hz	265Vac/47Hz
	Input Current ( A )	0.693	0.289
	Input Power ( W )	36.4	34.99

## 1-8.Inrush Current (浪涌電流)

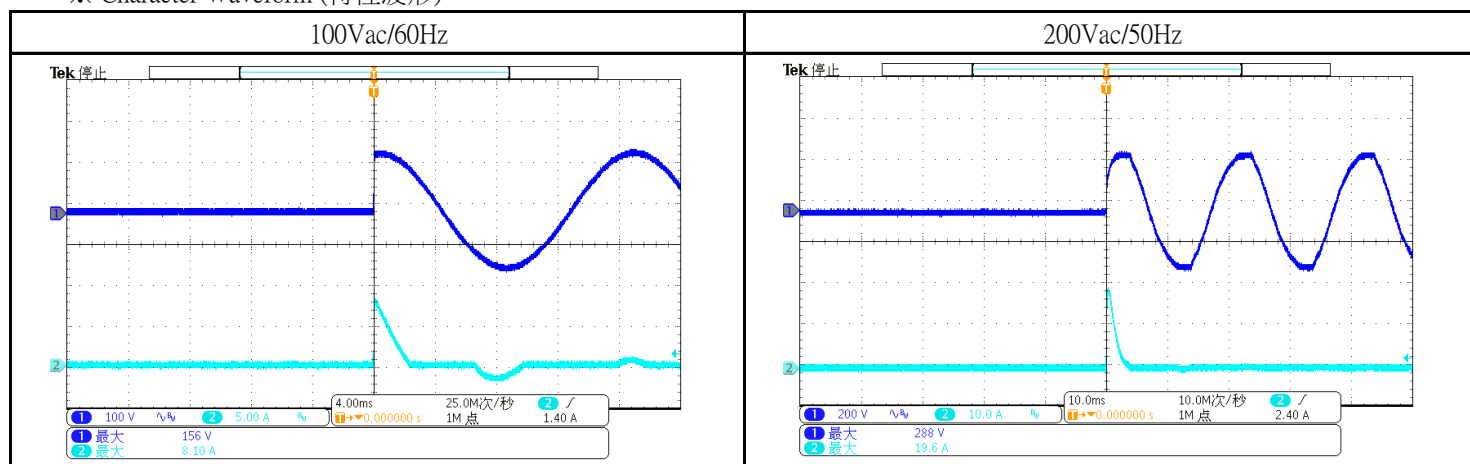
※ Character Condition(特性條件) :

1	I/P Voltage(Vac)(輸入電壓)	100Vac/200Vac
2	I/P Frequency(Hz)(輸入頻率)	50Hz /60Hz
3	Output Load(輸出負載)	Full Load
4	Ambient Temp.(°C)(環境溫度)	25°C
5	Sample Size(取樣數)	1PCS

※ Character Data(特性數據) :

Inrush Current		
O/P I/P I(A)	Full Load	Full Load
	100Vac/60Hz	200Vac/50Hz
Character Result	8.1A	19.6A

※ Character Waveform (特性波形) :



## 1-9.Turn On Delay(開機爬升延遲時間)

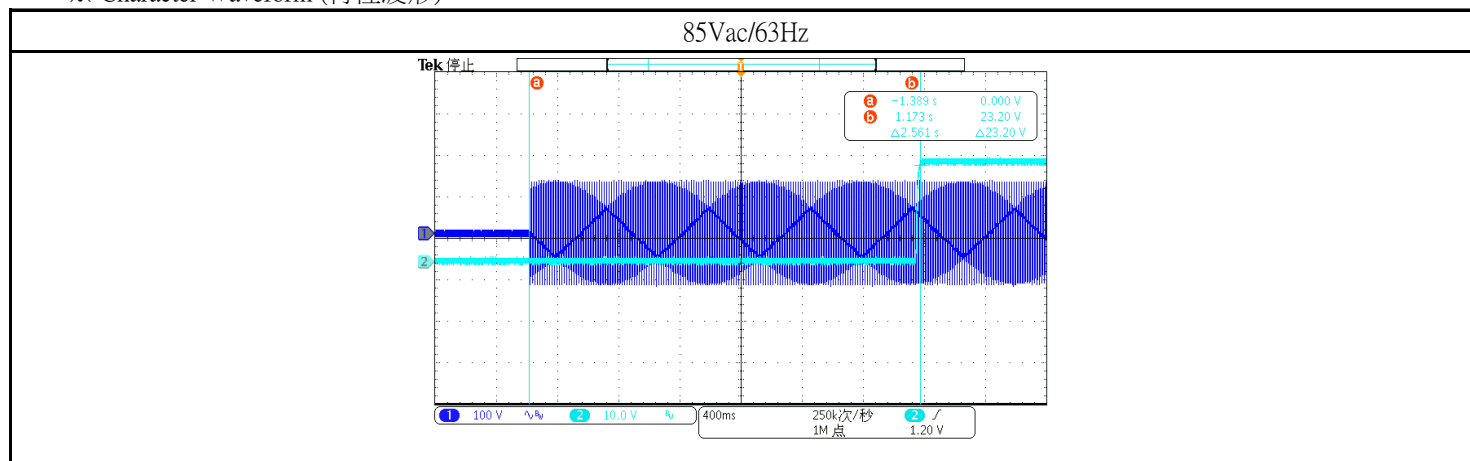
※ Character Condition(特性條件)：

1	I/P Voltage(Vac)(輸入電壓)	85Vac
2	I/P Frequency(Hz)(輸入頻率)	63Hz
3	Output Load(輸出負載)	Full Load
4	Ambient Temp.(°C)(環境溫度)	25°C
5	Sample Size(取樣數)	1PCS

※ Character Data(特性數據)：

Turn on delay time	
I/P	85Vac/63Hz
Character Result	2.561S

※ Character Waveform (特性波形)：



## 2-1. Hold Up Time Character (保持時間)

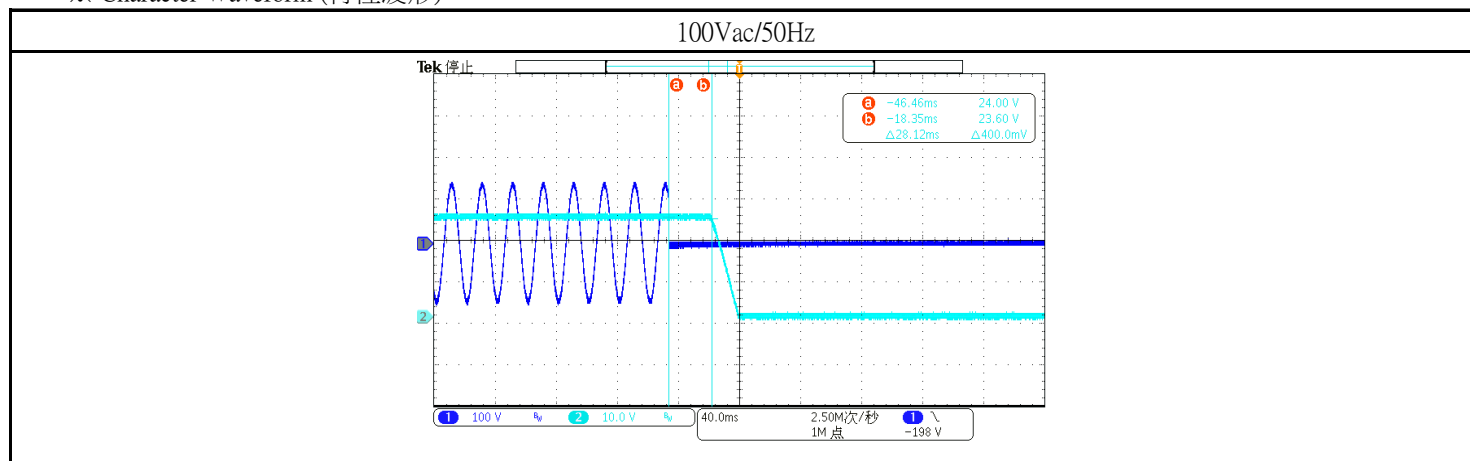
※ Character Condition(特性條件)：

1	I/P Voltage(Vac)(輸入電壓)	100Vac
2	I/P Frequency(Hz)(輸入頻率)	50Hz
3	Output Load(輸出負載)	Full Load
4	Ambient Temp.(°C)(環境溫度)	25°C
5	Sample Size(取樣數)	1PCS

※ Character Data(特性數據)：

Hold up time	
I/P	100Vac/50Hz
Character Result	28.12mS

※ Character Waveform (特性波形)：



## 2-2. Low Vac Shut Off (輸入欠壓關斷特性)

※ Character Condition(特性條件):

1	I/P Voltage(Vac)(輸入電壓)	0~85Vac
2	I/P Frequency(Hz)(輸入頻率)	60Hz
3	Output Load(輸出負載)	Full Load
4	Ambient Temp.(°C)(環境溫度)	25°C
5	Sample Size(取樣數)	1PCS

※ Character Data(特性數據):

LOW Vac SHUT OFF	
0~85Vac Input	
O/P	Full Load
Brown in	73.0V
85~0Vac Input	
O/P	Full Load
Brown out	66.0V

## 2-3. Over Shoot(過沖特性)

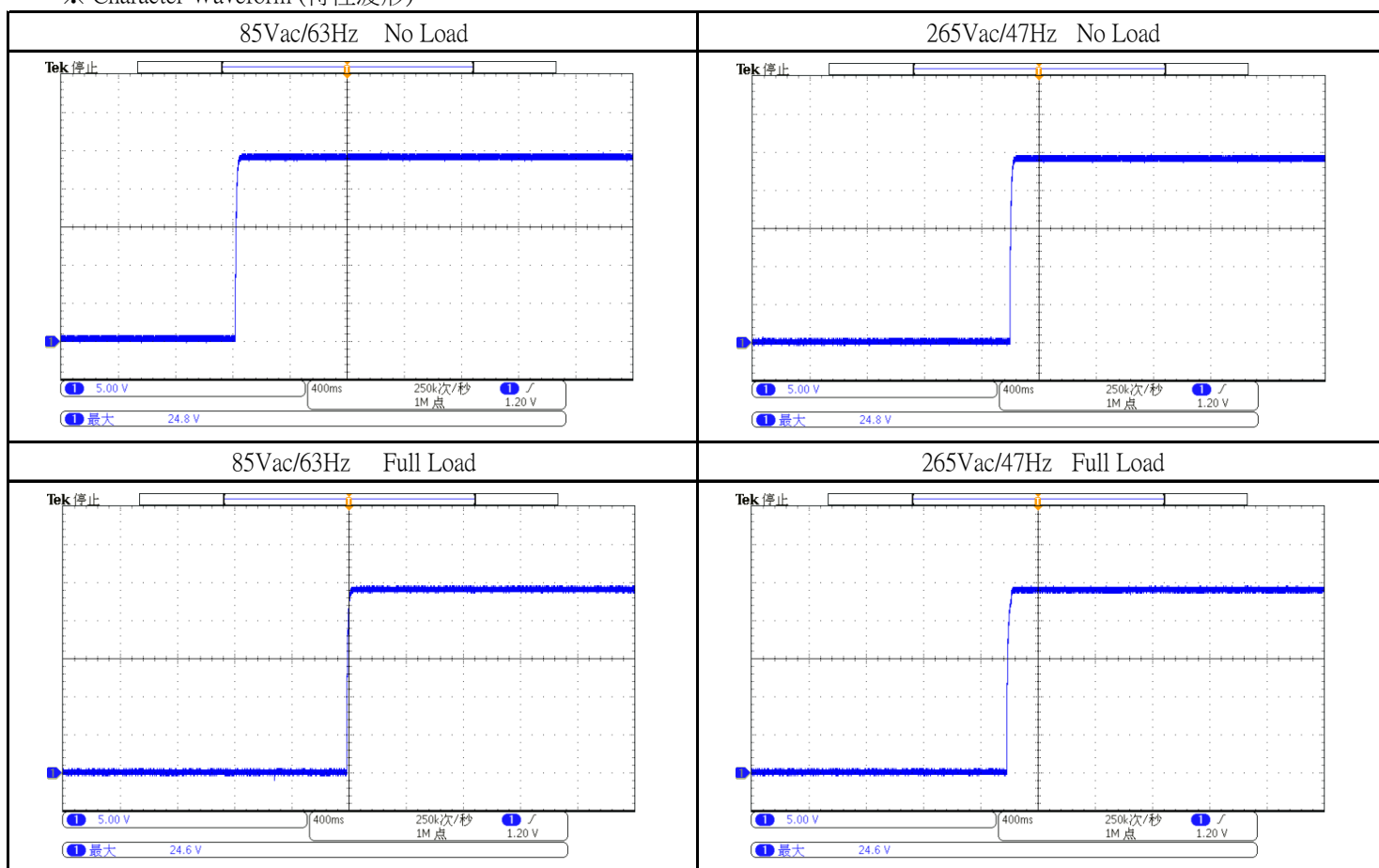
※ Character Condition(特性條件):

1	I/P Voltage(Vac)(輸入電壓)	85Vac/265Vac
2	I/P Frequency(Hz)(輸入頻率)	47Hz /63Hz
3	Output Load(輸出負載)	No Load/Full Load
4	Ambient Temp.(°C)(環境溫度)	25°C
5	Sample Size(取樣數)	1PCS

※ Character Data(特性數據):

Over Shoot				
O/P	No Load		Full Load	
I/P	85Vac/63Hz	265Vac/47Hz	85Vac/63Hz	265Vac/47Hz
Character Result	24.8V	24.8V	24.6V	24.6V

※ Character Waveform (特性波形):



## 2-4.Under Shoot(下冲特性)

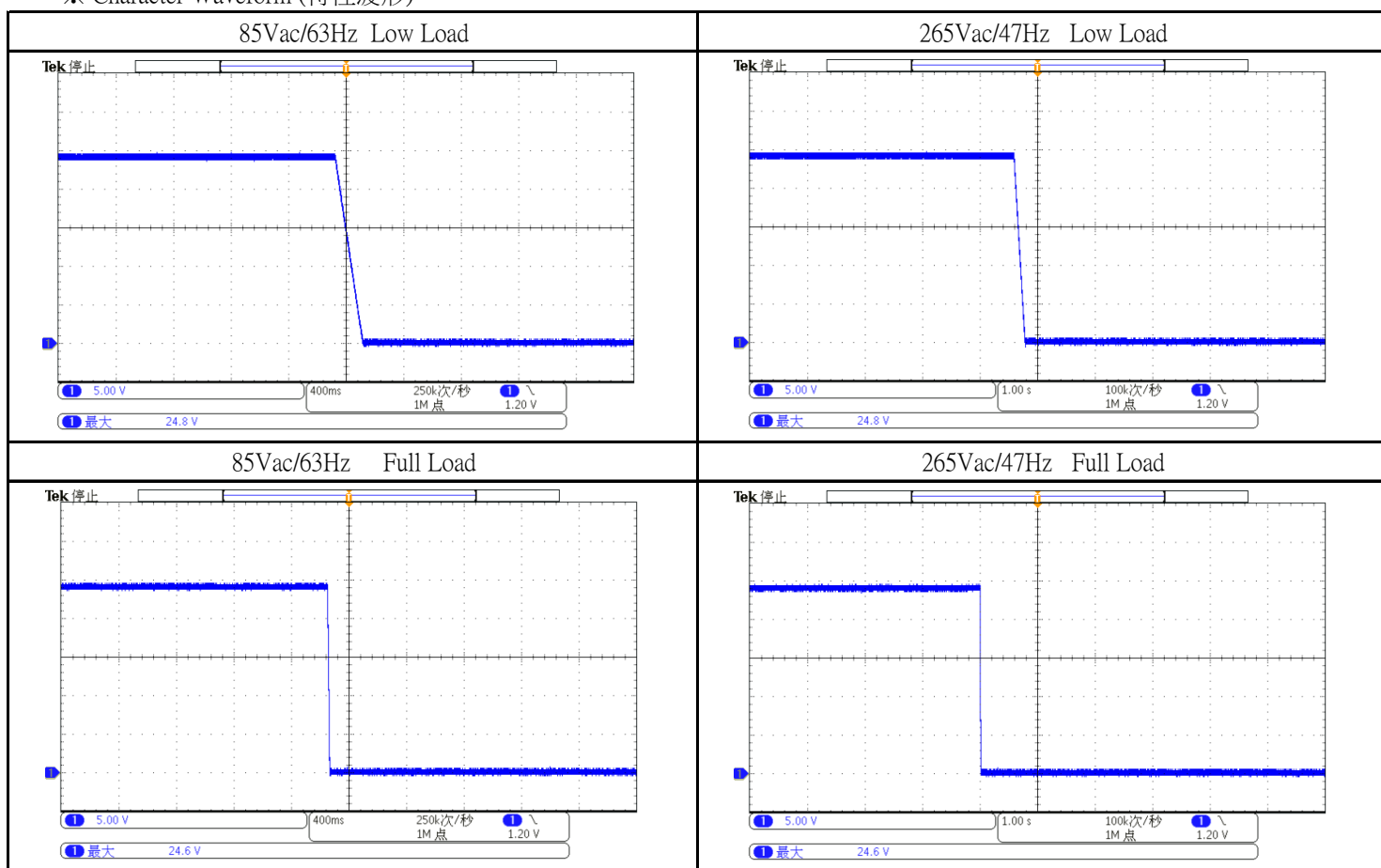
※ Character Condition(特性條件):

1	I/P Voltage(Vac)(輸入電壓)	85Vac/265Vac
2	I/P Frequency(Hz)(輸入頻率)	47Hz /63Hz
3	Output Load(輸出負載)	Low/Full Load
4	Ambient Temp.(°C)(環境溫度)	25°C
5	Sample Size(取樣數)	1PCS

※ Character Data(特性數據):

Under Shoot				
O/P	0.1A		Full Load	
I/P	85Vac/63Hz	265Vac/47Hz	85Vac/63Hz	265Vac/47Hz
Character Result	24.8V	24.8V	24.6V	24.6V

※ Character Waveform (特性波形):



## 2-5.Leak Current(漏電流特性)

※Character Condition(特性條件) :

1	I/P Voltage(Vac)(輸入電壓)	265Vac
2	I/P Frequency(Hz)(輸入頻率)	50Hz
3	Output Load(輸出負載)	No Load
4	Ambient Temp.(°C)(環境溫度)	25°C
5	Sample Size(取樣數)	1PCS
6		

※Character Equipment(特性設備) :

ITEM	Equipment Item(設備)	Model No. / Manufacturer(製造商和型號)
1	Leak current Characterer(泄漏電流特性儀)	VG2301
2		
3		
4		

### LEAK CURRENT CHARACTER

Spec.(mA MAX)	5
O/P	No Load
I/P	265Vac

※Character Data :

### SINGLE-PHASE EQUIPMENT

The Character was made in all combinations to the normal and reverse polarity of the supply circuit(Polarity Switch P1)

Terminal A (Switch"s") of Measuring Instrument Connected to:	Switch"e" Position	Touch Current (mA r.m.s.)				
		Polarity P1/Primary Switch Condition				
		Normal/On	Normal/Off	Reverse/On	Reverse/Off	Judgement
Output	Closed	0.16	-	0.18	-	Pass

The touch current [did not] exceed \_\_\_\_\_ mA r.m.s with terminal A connected to the earth terminal of the unit with Switch "e" opened.

The touch current [did not] exceed 5 mA r.m.s with terminal A connected to the earth terminal of the unit with Switch "e" closed.